

TRI COUNTY RC CLUB

THE FLY PAPER

Charter number 434, March 1968

www.tcrnj.com

Letter From Our TCRC Prez..

Hi Friends,

I hope you're all staying safe and healthy. Unfortunately our Pulda Farms flying field is still **closed** for use. We received word from North Brunswick Parks and Recreation today about this, but they said they'll be reevaluating the situation in the next two weeks and will let us know when the status changes.

This isn't the positive news I'd like to send to all of you. Some of you are used to going out to the field daily to spend time with friends or simply alone to fly your models, and I can't imagine how you must feel.

One activity that I'm finding enjoyable though is getting together via video chat with fishing buddies of mine who live in Connecticut to tie fly fishing flies, but we also take turns to present some technique we've learned or discuss by way of photos or videos a particular trip one of us went on. I speak more with them now than I ever have before, and am actually going to miss that once things get back to normal.

If I think about it, the same could be done with our model flying hobby. I for one would love to hear someone give a presentation on advanced aerobatic maneuvers. Agreed, I wouldn't be able to try them out immediately on my models, but I could start up my flight simulator and try it out there. Other topics come to mind as well.

Or what about getting together via video chat with your buddies and hold a build evening? I can see that being a lot of fun.

If this lasts a lot longer, another option we could entertain would be to hold our meetings via video conferencing. I've attended a few of these for non RC clubs I belong too, complete

Club Meeting for Thursday, April 30 2020 is cancelled.

Meetings are held at the Monroe First Aid Squad Building

47 Monmouth Rd.,
Monroe Township, NJ

"Night Flying", Once per month
Its on the 2nd Saturday night.
Contact Rich McDonald if you have any questions. 917-860-5313
Or richamcdonald@hotmail.com

All "Night flying" events are cancelled until further notice.

with guest presentations, and everyone attending had a great time.

Tell me what you think about these ideas. I'd be interested in hearing your opinions.

Of course, we'll let you know when Pulda Farms is open again. Until then, please stay safe.

Take care,
Emery

epmersich@hotmail.com

OFFICERS

President:
Emery Mersich
917-209-5233

webmaster@tricityrc.com

Vice President :
Eric Fagan
faganer@optonline.net
914-320-5690

Treasurer:
Bruce Grankowski
732-727-9063 home
732-586-9779 cell
bgrankowski@optonline.net

Secretary:
John Donnelly
johnmarl@optonline.net
973-975-7693 cell

Trustee:
Larry Kosinar
ole38hatt@aol.com
732-406-6114

Editor:
Bruce Grankowski
732-727-9063 home
732-586-9779 cell
bgrankowski@optonline.net

Reminders:

-
- **Membership Dues is past due.** Invoices have been
- e-mailed out. Any questions, contact Bruce Grankowski at bgrankowski@optonline.net. The Club's Pay Pal Account is still **Out of Service** at

Get Well Soon!

We are all wishing Mr K a speedy recovery from the covid 19 Virus.

“The Captain of Aerial Shenanigans”, Mike D. has put out a tentative Fun Fly type of schedule for the 2020 flying season.

Dates are as follows:

March 28th:	Klunker Day	Cancelled.
April 25th:	Bi-Planes	Cancelled
May 23rd:	Heli Day	
June 27th:	Jets	
July 25th:	Fly Fast Day	
August 25th:	War Birds	
Sept. 26th:	3D Day	
Oct. 31st:	Nothing but Foam Day	



Events are scheduled for Saturdays, with the rain date on Sunday.

Armand demonstrates the correct way to be flying during this virus. He was in his backyard when this picture was taken, and little did we know at the time how bad the situation would get. Stay safe and don't forget the gloves.



“Club Hats are available. Purchases can be made at each meeting and the cost is \$15.00 each. Only a few left.” Contact Gerry R.

Reminder: Club Meetings are always the last Thursday of the month. Except November and December, those will be announced. Because of the current health crisis members will be notified by e-mail of the next scheduled meeting and when the flying field will be opened.

Blast from the past:

Many of us young flying enthusiasts started out our flying with planes powered by the screaming Cox .049 engine. Aircraft were simple control line models built from balsa kits or RTF plastic planes manufactured mostly by Cox. You would go to a local school yard, or ball field diamond and if you were successful getting the engine running you could fly



This picture got me to thinking. !!!



Pictured above is a Cox PT19. The idea of this plane was that the engine, landing gear and wing were held in place with rubber bands, for better crash resistance.

always had issues with my engines and flying skills. I did make my own plane release mechanism so I could start the plane, run out to the control handle and release the plane from the center of the circle.

I finally got a part-time job, got my drivers license, and could go to the hobby store on my own without having to be at the mercy of asking my parents to take me. Bought my first r/c plane kit, a high wing trainer, a used Heathkit radio and tried to learn on my own. Well you know how that turned out. After I totaled that plane, I found about Tri-County R/C Club, joined, and successfully learned how to fly.

I have been an active r/c hobbyist along with my 3 boys for many years. Went thru r/c cars, boats and aircraft but I myself have never learned r/c helicopters. My youngest son Chris is a self taught airplane, heli, quad, and FPV pilot using flight simulators. The other two boys, Joe and Mike still fly and dabble in r/c cars and have gotten their children into the hobby as well.

It's a great family hobby.

BG

your plane on about 25 foot lines. The plastic planes barely got off the ground and were not very aerobatic, don't even think about doing a loop.

When I was around 10 years old and having lived two blocks from a park, I would hear the .049 engines screaming and go to watch some older boys flying their planes. Most of them were balsa models that they built from kits.

Jumping ahead a few years, In 9th grade, I built my first Ringmaster plane from a Sterling kit and learned about silkspan and dope covering. However you were at the mercy of your parents to take you to the store to get your supplies.

I progressed to a Top Flite Nobler c/l stunt plane, with a Fox 15 engine. Never could get it running right. Had a few other airplanes, but I was self taught and

Welcome New Members

TCRC would like to announce its newest members:

Andrew Toppin, He lives in East Brunswick and is a fixed wing pilot with numerous flights

Kevin Johnson, lives in Toms River and flies Helis.

Daniel Reyes, Daniel lives nearby in East Brunswick, and also flies fixed wing aircraft.

Mike Sica, Mike is a beginner to the hobby, has minimal experience and wants to fly multirotor aircraft. So please give Mike a helping hand.

Jeff Arouh hails from Kendall Park and flies fixed wing planes.

When you see these guys at the field, say hello and welcome them to the club. Maybe give them some help if they need it.

Mercer County Radio Control Society invite:

The Mercer club (MCRCS) will have an electric Fly on May 16th, the same as last year. This will be a fun Fly with other clubs invited. Check with the MCRCS to see if this event is still on.





Different flying sites:

One of our members, Rich McDonald was able to still keep flying his quads at his jobsite.

With his large warehouse style building, shut down except for a handful of people, Rich was able to create an indoor course that he could fly at to keep up his skills. He put together the lit up course around the work related stacked boxes of theatre equipment.

He gets to fly during his lunch time and you can see by the pictures has a challenging course set up.

Rich is fortunate to still be working in these trying times.



Another Fun fly Event to practice for:

Yes, we will be having a **Pattern Club Class Fun Fly** event this year. (date not yet determined) This will be the 3rd year in a row for this event, so there should be some improvement plus some new pilots.

How is it done? It is a sequence of ten maneuvers that are tied together to look like a fluid aerobatic execution. You are expected to follow the list of maneuvers listed on the right.

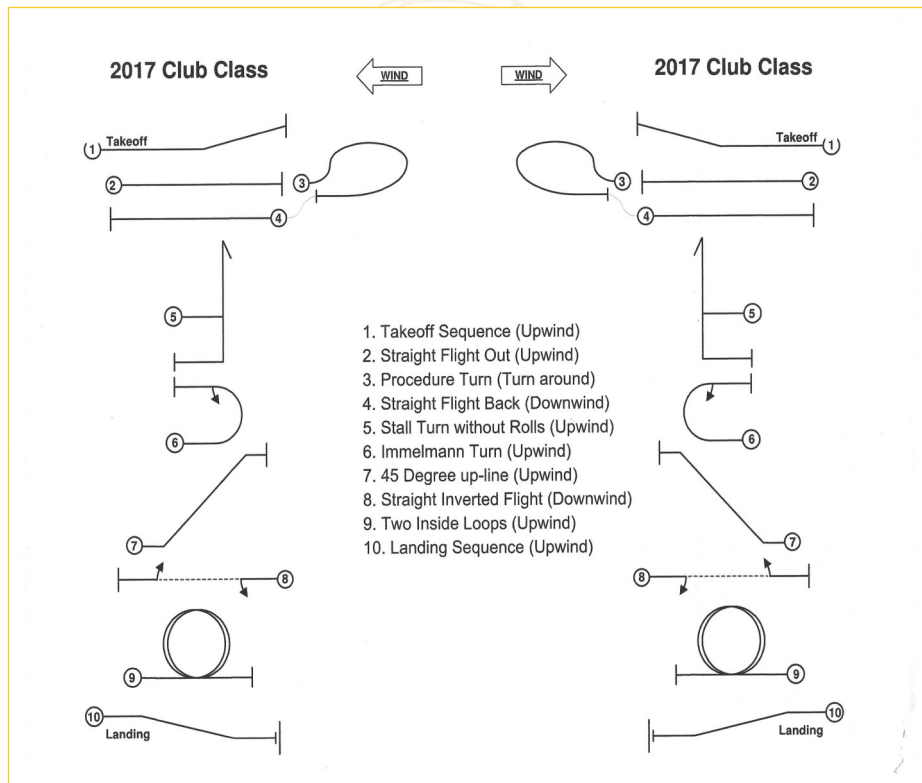
Any fixed wing aircraft that you are comfortable flying will be allowed.

Study the list and get practicing. Its nothing more than basic flying maneuvers, just flown one after the other, regardless of wind conditions.

Maneuvers don't have to be memorized as a Caller will let you know what maneuver is done next.

Its always a fun event and the challenge make it even more fun.

More info to come. *I guarantee you will improve your flying skills.* BG



Depending on the wind direction, dictates which way the maneuvers are flown.

Just Another R/C Building project:


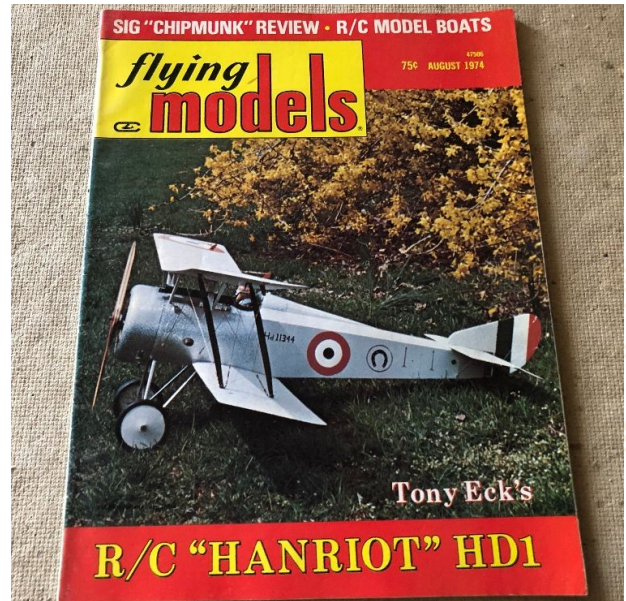
Featured TCRC member Tony Eck

Having had about 6 articles published by *Flying Models* magazine in 1974 was quite an accomplishment in the model airplane circles. Shown here is the August cover of the publication with the WW1 French Hanriot HD1 biplane. The plans were drawn by TCRC member Tony E. and were included in the article along with building tips and photos of the build.

Back then most people built their planes from balsawood kits or cut out your own parts as did Mr. Eck. He was living in NJ back then.

Tony is still an avid builder and although he resides and flies in Virginia, he comes to New Jersey to visit family and when he does he usually brings a few planes with him and frequents Pulda Farms.

If it were not for the Covid 19 epidemic, he would be in New Jersey flying now. Instead he is home in VA building more planes from boxes of spruce and balsa. His current project is a 1/3 scale Sopwith Pup that has a span of about 8 ft. *More pic on this next month.* BG



Its time to think about some new projects, or aircraft to fly.

Here is a great bargain.

Brand New, In the Box **FOR SALE**

Bill Patterson has an eFlite Cherokee for Sale.

The plane is the 1.3m, bind and fly. This plane is a great addition to anyone's hangar and looks great in the air.

It has working navigation lights.

Contact Bill Patterson at 732-310-9968, or e-mail him at

ufpatterson704@verizon.net



Member, Bob Martin is selling an Enya 35-V Model 5225, TV, Glow engine. \$20 brand new- never broken in yet. Bob can be contacted at rmgeorgieboy@aol.com or 609-860-9029



Not the actual engine.
Just an image of a Enya 35

SAFETY FIRST

Have you inspected
your propeller blades
for cracks or chips?
&
Check all linkage arms
for any signs of wear.

