

TRI COUNTY RC CLUB

THE FLY PAPER

Charter number 434, March 1968

www.tcranj.com

**The last Club Meeting for this year is
Thursday, December 3rd, 2020**
Due to gathering restrictions, the location of the meeting
will be determined
and an e-mail sent out soon.

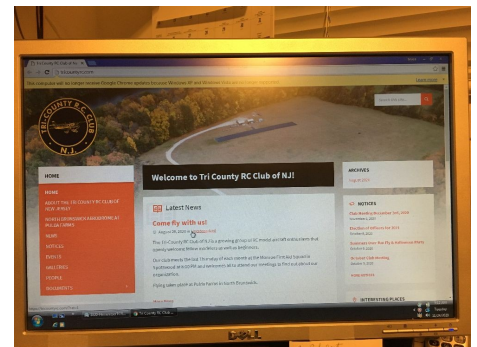


All of the TCRC
Board Members wish
everyone a
Happy and Healthy
Thanksgiving !

And Merry Christmas
and Happy Holidays
to all.



Hard work and long hours by
Emery and John D. has gotten
the TCRC Website up and run-
ning. It is still under Construc-
tion and will take a little more
time but so far it looks great !



The Club website is
Up and running
The new address is
www.tricountyrc.com

Newsletter Photo contest:
See page 6 for details. Win a prize.

OFFICERS

President:
Emery Mersich
917-209-5233
webmaster@tricountyrc.com

Vice President :
Eric Fagan
faganer@optonline.net
914-320-5690

Treasurer:
Bruce Grankowski
732-727-9063 home
732-586-9779 cell
bgrankowski@optonline.net

Secretary:
John Donnelly
johnmarl@optonline.net
973-975-7693 cell

Trustee:
Larry Kosinar
ole38hatt@aol.com
732-406-6114

Editor:
Bruce Grankowski
732-727-9063 home
732-586-9779 cell
bgrankowski@optonline.net

TCRC elections of Board Members will take place at the December Meeting.

Dear fellow R/C pilot enthusiasts, members of TCRC Club of NJ:

Calendar Year 2021 is fast approaching and along with it is the challenge to continue to keep this Club viable and thriving in the years to come.

To that end, I appeal to each and every one of you, members to seriously consider and step forward to contribute to this Club by becoming a candidate and be available to be voted in and serve as an officer.

Some of us long time members have contributed and have served in each and every capacity throughout the years. It is time for the younger generation to take the helm. You can always use us as "sounding boards" for new ideas and meth-

ods, but you must take charge, so you can pass it on to the next generation.

Participate by making yourself available for leadership position. Then, we'll have Elections, as mandated by our Constitution.

We thank those who have stepped forward and indicated their willingness to serve, but we need more willing participants.

All positions are open. The Trustee's position is the only one that requires having been a former Officer.

Thank you for reading this... I'll see you at the next General Membership Meeting.

All the best...

Election Committee Chairman:
Alex Szemere

NEW MEMBERS

The club President Emery, welcomed three new members to the roster this month, so when you see them at the field introduce yourself to them and give them a nice welcome.



Michael Odincov, is from North Brunswick with about a year of flying experience. He flies fixed wing and quads.

Steve LeBlanc lives in No. Brunswick and is beginning in



Owen Bradford is from Milltown and is also new to the hobby. Its nice to see young people get into the hobby.

Night flying Report and pictures from October 17, 2020

“When the moon is up, its time to Night fly”. There was a nice turn out of aircraft and pilots for the October 17th event at Pulda Farms.



John Donnelly flew his Radian.



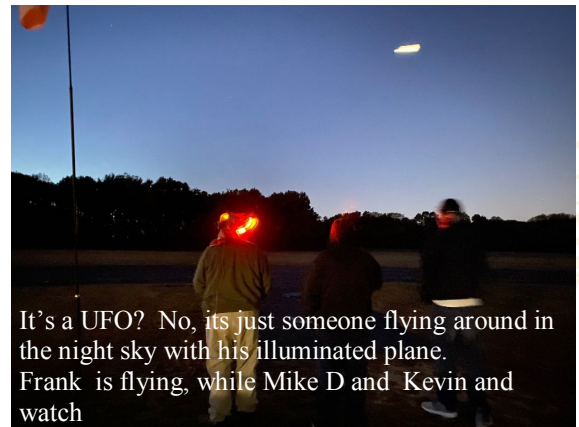
Frank Jones had a great night flight



Devin McClellan holds the damaged Radian airplane piloted by Kevin T. who stands in the background.



Rich McDonald made an illuminated ghost with lights at the quad field for the pilots to follow and test their FPV skills. *Aerial Photo by Rich M.*



It's a UFO? No, its just someone flying around in the night sky with his illuminated plane. Frank is flying, while Mike D and Kevin watch



Mike D enjoys a cup of hot chocolate at his well lit mobile hobby shop.

More pictures from the October 17th. Night flying



R2D2 made a special appearance at the field. He is a radio controlled 3D printing project created by Kevin Techner. The animated robot stands about 12 inches tall and has working lights, and maneuvers very well. *Very impressive.*



Night Fly team captain Rich M. set up an elaborate lighting course for the FPV quad guys. This is a picture from ground level. The picture on the previous page is an aerial view of the same course. **Great job by Rich M.**



Rich Mc quad-course designer.



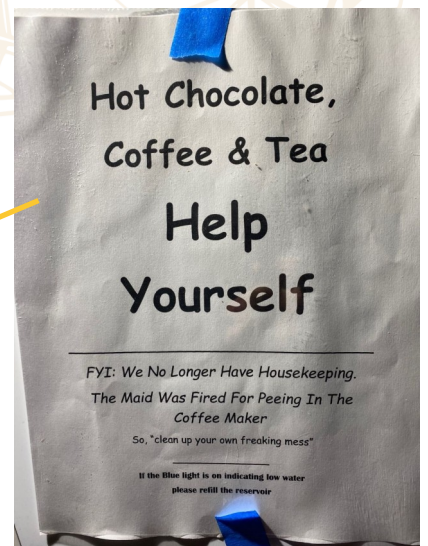
In the background George makes a few last minute repairs and Rich is practicing before the sun goes down.



The Captain of Aerial Shenanigans, Mike D, shows off his illuminated top-hat



Quite the elaborate set up.



Whats happening

The Trophy: is back,

Share your mishaps !

The club has a new custom handmade trophy that will be presented to a member each month at the meeting. There were 14 suggested names for the special prize, and it was narrowed down, and eventually became the **“Dumbass of the Month” award.**

For the month of October, it was awarded to Frank Jones. His story was that he was flying his XL60 Helicopter the day before, then decided to fly his Flex-Innovations Cypher, which is a VTOL type of aircraft. Frank make the mistake of taking off his aircraft like a helicopter, then transitioning to fixed wing flight, but forgot to allow his brain to make the transition. Jones pushed the control stick forward, and that caused the plane to crash right into the ground instead of flying forward like a heli would have done.



Frank proudly shows off the trophy, and the salvaged landing gear in his right hand.

Thanks for sharing your story with us.

Also nominated for the Dumbass Award was Jack Baum, but after the dust had settled and the votes counted Frank was voted to receive the award for October.

BG

Club Guidelines

Be sure you have your information on the aircraft including AMA number and FAA Identification number.

To register your aircraft/drone go to www.faa.gov.

The charge for this registration is \$5.00 for 3 years.



Jeff A. shows off his **Arrows Marlin 64 mm EDF**. It flies great and is a nice stable aircraft for those wanting to get their introduction into EDF jets.

It has a 3150 KV motor and a 40 amp ESC installed. The wingspan is about 35 inches with a length of 39 inches. The landing gear is fixed design to allow for some rougher landings. It requires a 6 channel radio and a 4S, 2200—3300 battery.



Pictured above is Tony C, Jack B and Frank J. conducting a field test experiment to see if the holes under the runway can be filled in easily. More on this to follow at the next meeting.

Who won the picture contest?

The correct answer for the picture contest was that Gerry's picture appeared 6 times in the October newsletter.

John Donnelly won the picture contest and took home a Dunkin Donut \$10 gift card. He was the **first one** with the correct answer.

Mike D and Gerry R also had the correct answer, but a few hours later.

Also putting in a late guess was Jack B.

There will be another for November, with the winner being announced at the December 3rd meeting.

Picture Count Fun ! Contest Rules

Can you tell me who's picture appeared in the November (this) newsletter the most.

It does not have to be a face-on shot.. They can be in the background, walking away, etc etc.

Text your answers to Bruce G. at 732-586-9779. Prize to the first correct guess.


Submit your answer no later than December 1st. **First person with correct answer** will be the winner.

Winner will be announced at the next meeting.

The Clubs field surveillance camera has been stolen. A police report has been filed including pictures of a suspect license plate and automobile type. The cable was cut and the camera noticed to be missing on October 10th. A committee will be looking into replacing the camera as well as setting up additional cameras in a few locations. To the right are a few pictures the camera captured.



Shelly B puts his Airbus EDF passenger jet on the runway for a flight. Armand was given the chore to fly the plane and did a good job, however the front landing gear came loose in flight but managed to land the plane safely.



If you saw this driving on one of the local roads last month, it was **not** an *airplane exterminating company* advertisement, but just a way to get a 2 meter pattern plane to the TCRC field.

Bruce G. realized once he finished repairing his pattern aircraft, that it would not fit in his car. (He totaled his Ford escape a few months prior)

Continued on page 10



A park ranger captured on the Stealth Cam visiting the site on 9/12/20 at 5:02 PM

theme day



If you dared to walk thru the mouth of the Clown, you were in for a fun theme day. There were 16 pilots that took to the skies for the Halloween Fun fly throughout the day. Some with costumes and some without.



Panda (Pete) and Harrison Ford (Gerry) joined in on the fun.

Participating pilots included Bruce G, Kevin T, Mike D, Frank J, Tony C, Tony Eck, John D, Jack B. Emery, Gerry, Rich Krenzel, Anatoli, Eric, George S, and Rich. Mc.




Tony Eck



Jack B.



Jim F carries away his damaged wing



Mike D



Emery

Anatoli

Tony C.

Streamer Cut event was a lot of fun, but did involve a midair of Mikes tow plane and Jim F. wing aircraft.

Even the quads took flight to chase, and successfully cut the streamer by flying FPV.

Pictured on right. Kevin T carries away the remains of Mikes tow plane after a mid-air with Jim F.



Nov 21st Night Fly


Mike D, Kevin T, Kevin Johnson, Jeff, and a bunch of quad guys were trying their night flying skills. There was a rumor that Steve was there earlier, and I think someone said he put a plane into the trees over where the canoe place is supposed to be. ??

As it got dark, all the airplane/heli guys left and the quad guys added a couple more fliers.

Mike and John D. flew a couple flights. Frank Jones showed up and flew a couple flights too. John D flew his Radian a couple times. Mike and Frank had their Flex QQ Extra 300 planes. Not much activity for the fixed wings. On the quad side there was a lot of flying.

Quad fliers included Rich D. George, S. Clay Bonnie, and 3-4 others.

As reported by John D.



An aerial photo of the illuminated quad gates by rich McDonald. Come-on, it does look like a turkey. !!!



FOR SALE



CONSCENDO Evolution Power Glider with three matching 1300 mAh batteries. Completed and maiden flown \$275.00
 Contact Alex 732-816-1810 by voice or text for any of these items

GREAT BUY !

Armand G. would like to offer this 12 inch craftsman bandsaw to club members before he puts it for sale to the general public. It runs well and comes with the stand the rip gauge, the miter gauge, and one extra blade. Armand is going to advertise it for \$150. But he will take \$125 from a club member. Contact Armand at agrazi7401@aol.com



Battery \$55.00



ESC 70 \$75.00



Power Supply used twice \$150.00



Support your club....



Tri-County R C Club hats are available. They are \$15.00 each. And are available at all the meetings or text Bruce G at 732-586-9779 and he can bring them to the field.



A slow Fly-by picture captured by Jeff A.

Academy Model of Aeronautics
Charter # 434



(continued from page 6) He borrowed his sons pick-up truck for the maiden flight, but didn't want to do that all the time. So he knew it would work, and decided to build a cradle to transport the plane on top of his car.

The landing gear was put thru the sun roof and the then cautiously secured. "I knew the prop would spin, but at 40 plus mph the electric motor started to act as a generator and produce voltage, as the ESC started to beep. I quickly pulled over and secured the prop to stop it from turning".

Bruce did get a few great flights in the then put the plane on top of the car for the trip home. He got home safely, but won't do that again. "I'll ask my son to borrow his pick-up for any future flights."

TCRC BY-Laws

If any member wants a copy of the Clubs By-Laws, please let me know and I will forward you a copy.

Text me a 732-586-9779 to request your copy or leave a message at 732-727-9063. *Thanks Bruce G.*

Reminder: Club Meetings are always the last Thursday of the month. Except November and December, those will be announced.

The next meeting will be on December 3rd.

Location to be announced

The Fly Paper

C/o Bruce Grankowski
E-mail: bgrankowski@optonline.net