

TRI COUNTY RC CLUB

THE FLY PAPER

Charter number 434, March 1968

www.tcrconj.com

Night Flying this Saturday, Sept 19th, when the sun goes down.

Contact rich Mc Donald if you have any questions 917-860-5313 or richamedonald@hotmail.com



Saturday September 26 is **Theme Day** at the field. The theme is **3D Day** so come out and have some fun, fly or just watch.

Hot Dogs (dirty water dogs) will be available.



Club Meeting for

Thursday, September 24th 2020
will be held at the **Monroe First-Aid building at 8:00 PM**

“The Captain of Aerial Shenanigans”, Mike D. has a **Theme Day** schedule for the remainder of the 2020 flying season.

Dates are as follows:

Sept. 26th: 3D Day

Oct. 31st: Summers Over fun fly

Events are scheduled for Saturdays, with the rain date on Sunday.

Upcoming TCRC elections:
Alex S is the Committee Chairman.

See page 3 for details.

Officers membership dues for the year is Free!!

OFFICERS

President:
Emery Mersich
917-209-5233

webmaster@tricityrc.com

Vice President :
Eric Fagan
faganer@optonline.net
914-320-5690

Treasurer:
Bruce Grankowski
732-727-9063 home
732-586-9779 cell
bgrankowski@optonline.net

Secretary:
John Donnelly
johnmarl@optonline.net
973-975-7693 cell

Trustee:
Larry Kosinar
ole38hatt@aol.com
732-406-6114

Editor:
Bruce Grankowski
732-727-9063 home
732-586-9779 cell
bgrankowski@optonline.net

Congratulations to one of our newest members, Jeff Arough.

Jeff was tested, qualified and promoted from “student ” to a fixed wing “Pilot” status .

The plane is a Sig FourStar 20 EP that he built.

*As we all know, now he can **crash** by himself.*

Way to go Jeff!!



Support your Club

TCRC “Club Hats” are available. Purchases can be made at each meeting and the cost is \$15.00 each. Only a few left.”

Field Photos



Alex and Emery go over the controls of the plane before taxiing out.



Great Aerial photo by Rich Mcdonald.



A nice lunch was put together by a few of the *Fly Boy* guys, and a good time was had by all.



Another 20 ft. Photo by John D

Fun Fly Report:

4th Pattern fun fly

The winds were calm and the temperature perfect for the Club's 4th Pattern Fun fly. Thirteen pilots honed their skills at flying the 10 sequenced maneuvers that were called out to them.

The event got started around 10:30 after a quick pilot's meeting. The aviators did a great job of showing off their piloting skills with most of the guys flying three rounds. Maneuvers were not scored and if you wanted to do a maneuver over again, you were given the opportunity.

Gerry R. cooked up a great food venue, as usual and the group consumed about 45 hot dogs.

The field was in perfect shape, thanks to the 'Lawn Guys' landscape team. If you missed the runway you just rolled out on the smooth grass.

There was only one mishap of John D's plane, caused by a propeller breaking in mid flight that

caused the plane to do a slow crash. (see a post mortem on page 5)

During the time between rounds 2 and 3, some guys flew other planes that they brought or heli's. Eric F. did a great job of flying his heli to the same 10 maneuvers as I called them out to him. So maybe next year we could include heli's in the event.

Congratulations to Tony C who won the 50/50.

Thanks to all those that turned out to support the Club and take part in a fun fly event.

The next one will be held in the future!!! Date to be determined. But it will be in 2021. Stay tuned.

BG



Gerry the hot dog king



Alex S. taxis out his "Sequence" aircraft while John D gets ready to call the maneuvers. Photos by Mike Korb.

Group photo of the 2020 Pattern Fun fly.



Pictured from left to right. Ricky C. Paul ?, Mr. K, Mike D. Kevin, Tony C. Steve, Mike K, Jack, Frank, Bruce, John , Gerry, Eric and Alex S.

Pictures from the Pattern Fun fly....



Steve S and Gerry patiently wait their turn to fly. but Probably discussing politics...



Steve S. just returns from his successful pattern flight.



Where is he going? See page 7 for the answer



Bruce returns to the pit area after a successful flight with his 62 "Acuity."



Mr. K gets ready to fly.



John D brings back all the pieces from his aircraft disintegration in flight. See the Post-Mortem on page 7



Mike D gets ready to taxi out, while Kevin T gets ready to land.

Upcoming TCRC Elections

Dear fellow R/C pilot enthusiasts, members of TCRC Club of NJ:

Calendar Year 2021 is fast approaching and along with it is the challenge to continue to keep this Club viable and thriving in the years to come.

To that end, I appeal to each and every one of you, members to seriously consider and step forward to contribute to this Club by becoming a candidate and be available to be voted in and serve as an officer.

Some of us long time members have contributed and have served in each and every capacity throughout the years. It is time for the younger generation to take the helm. You can always use us as "sounding boards" for new ideas and methods, but you must take charge, so you can pass it on to the next generation.

Participate by making yourself available for leadership position. Then, we'll have Elections, as mandated by our Constitution.

We thank those who have stepped forward and indicated their willingness to serve, but we need more willing participants.

All positions are open. The Trustee's position is the only one that requires having been a former Officer.

Thank you for reading this... I'll see you at the next General Membership Meeting.

All the best...

Election Committee Chairman:

Alex Szemere

4th Pattern fun fly pictures



A busy pit area.



Eric goes for another dirty water dog.



Alex changes some of his trim setting before his pattern flight.



John D. gets ready to call the maneuvers, for Eric who is on his way to the flight line, and Bruce gets his plane ready next.

Still a few kits left.

Hi Guys, There are still a few brand new, but old Kits from one of our passed members. John Donnelly has them if you are interested in any of the items. He can bring them to the meeting. The prices are listed and are great bargains. Most of the kits are sailplanes and others sport or "trainer" planes. With a little work, all of these kits could be converted to electric. Here is a partial list of what is available.

Cash Only



60" Flying wing, with molded nose pod \$50




Clipped Wing Cub \$75



78" Maveric Sailplane Kit \$40



78" Sophisticated Lady Sailplane, \$50



Dremel Moto-shop Cast adjustable angle table. runs but needs some cleaning \$20



Hand Operated adjustable miter box. First come... Free



100" wingspan Monterey, \$50



Craftsman Jig Saw. Cast adjustable angle table. runs but needs some cleaning \$30



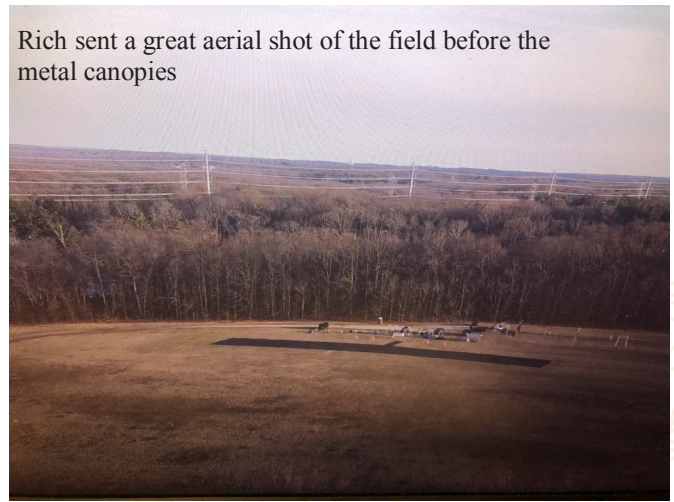
74" Freedom Sailplane \$75



SR-7 Aerobatic Sailplane \$60, 54 inch wingspan



Jack Baum praying, no, begging the Runway gods to save his props and wheels. Actually Jack is repairing the runway tears.



Rich sent a great aerial shot of the field before the metal canopies

a few more Sept. Pictures



Frank J. give Bruce some last minute training on the fine art of field maintenance.

Picture Count Fun Contest.

Can you tell me who's picture appeared in the September's newsletter the most.

It does not have to be a face - on shot.. They can be in the background, walking away, etc etc.

Text your answers to Bruce G. at 732-586-9779. Prize



Bill Patterson takes a turn on the mower.



Field maint team take a break from the tasks




Another spectacular view of the field taken by Rich McDonald.

The Ultimate post-Mortem of a crash.

Hi guys,

It looks like the root cause of the in-flight disintegration at the pattern fun fly was a manufacturing defect in the prop. Looking closely, the stress cracks are only thru a portion of the prop profile.



A couple More observations:

When the wing pulled off, it bent the pins on the receiver's aileron connection.

Not seen in the photos is that the main carbon fiber rod the runs from the motor block to the Rudder hinge was glued into the fuselage in the front and the rest was held in place by the tape down the length of the fuselage on both sides. The rod was pushed into the rudder by 1/2".

The plane has flown for many years, so it had a long life.

Funny, after I stripped the plane of all parts, Marlene asked if I was going to order replacement parts.

John D

Academy Model of Aeronautics
Charter # 434



SAFETY FIRST

Are your
control surface
hinges secure?

For those that have been asking;
The Club website (tcrnj.com) is
currently is being rebuilt.



Reminder: Club Meetings are
always the last Thursday of the month.
Except November and December, those will
be announced.



This member is going to “**The International Room.**”

Why?

Because when you a heading there, you're **Russian** (Rushing)

When you're in there you're **European.** (you're a peeing)
And when your leaving, Your **Finnish** (finished)

Ba dum Bum !



The Fly Paper

C/o Bruce Grankowski
E-mail: bgrankowski@optonline.net