

TRI COUNTY RC CLUB

THE FLY PAPER

Charter number 434, March 1968

www.tcrnj.com

Club President Eric Fagan is inviting TCTC members to a scheduled meeting on Thursday September 30th starting at 8:00 PM. Location is the Monroe First- Aid building.

UPCOMING EVENTS

The next Night Fly for **Saturday, September, 18th** has been **canceled**. Rich is unavailable this Saturday to host the event.



The **Club Class Pattern Fun Fly** is scheduled for **Saturday Oct 2nd**, with a rain date Sunday Oct 3rd. . So hone your flying skills and come out for some challenging fun.

See page 5 for details.



Mark your calendar: **Summers Over Halloween Fun fly** is scheduled for **Saturday October 23rd** with a rain date of the 24th.



Gerry's Dirty Water Dogs will be free to all club members at both of these events

Next Meeting is scheduled for 8:00 PM Thursday Sept 30th, at Monroe First aid Building 47 Monmouth Rd. Monroe Township, NJ 08831

The Club website is up and running The address is www.tricountyrc.com. It is a work in progress.

Night Flying is usually set for the third Saturday of each month. The one for Sept 18th is canceled.

OFFICERS

President :
Eric Fagan
faganer@optonline.net
914-320-5690

Vice President:
Emery Mersich
917-209-5233
webmaster@tricountyrc.com

Treasurer:
Bruce Grankowski
732-727-9063 home
732-586-9779 cell
bgrankowski@optonline.net


Secretary:
John Donnelly
johnmarl@optonline.net
973-975-7693 cell

Trustee:
Mike DiGennaro
732-207-9631
mdigennaro1@gmail.com

Newsletter Editor:
Bruce Grankowski
732-727-9063 home
732-586-9779 cell
bgrankowski@optonline.net



At the August meeting our chef Gerry was presented with a Chef's hat and an apron.



Nominations for next years (2022) Board members: Two Open Positions; The Treasurers and Secretary will be stepping down after this year. So the positions will be available for the 2022 year. Any Interested person should contact Alex Szemere at TCRCY2K@aol.com or Joe Plotnick at joepdnb@aol.com. A benefit to being on the Board is that you do not have to pay dues for that year

TCRC welcomes new member.

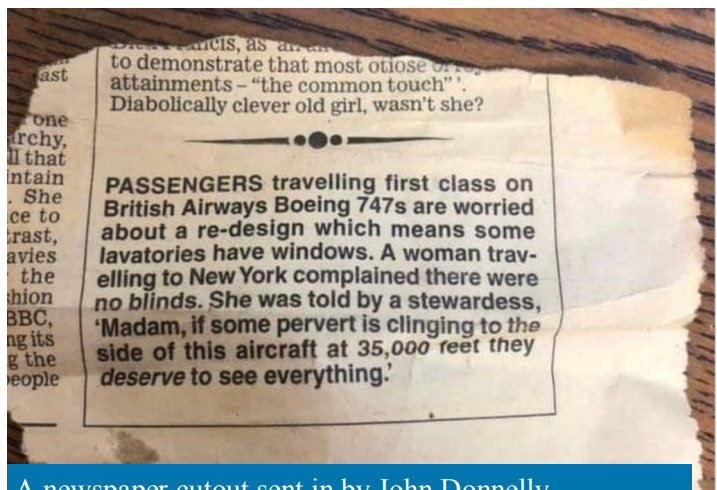
No new members for July.
This space intentionally left blank this month.

Show and Tell

There was no show and Tell for the month.
 ?????

FYI : If **one** member shows off their new creation it is considered a “**Show and Tell**”. If **two or more** aircraft are shown off and discussed at a meeting, then the membership votes on who’s is the best and then it becomes “**Model of the Month**” and a prize may be awarded.

>**A Heli Training program** is in the works and is available. Contact Mike D or Eric F. to get started in their Heli training. Both of their e-mails and phone numbers are listed on the bottom of page 1 of the newsletter.



A newspaper cutout sent in by John Donnelly.


Improved LiPo battery discharger

By John Donnelly

I purchased a new discharger. I “needed” one because the ISDT discharger I have is difficult to see the settings of the LED lamps in daylight, and it discharged to storage voltage without monitoring the individual cells. To monitor the individual cells, I had to connect my battery tester to the balance connector. That worked, but I had to be close-by to monitor the monitor.



I found the new discharger on Amazon. It's called the KACALLAP α12 LiPo Battery Smart Discharger One Key Intelligent Balance Discharge Voltage Efficient Heat Dissipation. (Really!) Priced at \$79.99. (I think most of the cost was in printing the name 😊)




The Discharger supports 2 to 6 cells and discharges at up to 120watts. The unit is housed in an aluminum case that is also part of the heat-sink. A 3.2-inch backlit LCD display shows total voltage, total discharge, discharge current, discharge time, and each cell voltage.

To operate you plug the discharge plug into the XT-60 connector

and plug the balance connector into the connector next to the XT-60. Then press the Start/Stop button to turn on. Pressing the button a second time, there will be a single beep, and the unit starts the discharge. When the battery discharges to 3.85V per cell, the discharging stops and the unit beeps three times. If a cell drops below 3.85 volts the unit stops discharging, beeps, and flashes the cell that has dropped below 3.85V.



While running, an internal fan will run to keep the unit and electronics cool.



Press the Start/Stop button once for three seconds to shut the unit off. If left alone, the unit will turn off after two minutes.

The advantage of this discharger is that even though I am still nearby I won't have to continuously watch it so it won't over discharge a cell.

Frank's newsletter Idea

A few meetings ago, Frank J. came up with a great idea for a feature in "The Fly Paper" newsletter.

The idea is to have club members line up all of their aircraft, either planes, jets, heli's, quads etc. and take a photo of them and e-mail or text the picture to newsletter editor.

It would be set up so that 1 or 2 photos could be featured each month. At the end of the year, club members could vote on "Most Toys" picture with an award at the end of December.

There would be different classes: "Most Heli's", "Most fixed winged aircraft", "Most quads", "largest plane", etc.

One stipulation is: that they would have to be Your planes. (No borrowing)

OK : Response has been great so far, so lets keep the pictures coming.

Send your pictures to Bruce G. At bgrankowski@optonline.net or text the picture to 732-586-9779

Thanks for the idea Frank.

Bruce G

Alex says, "I am sure others have many more r/c toys than I have... but here are some pix and a partial list... 29 and counting."

- 3W EXTRA 330S - 40%
- CONSCENDO EVOLUTION
- MULTIPLEX PARKMASTER
- HOBBICO VUSION HOUSE RACER FPW W/GATES
- MULTIPLEX MENTOR (TRAINER)
- HANGAR NINE TWIST (GLOW)
- PARKZONE EXTRA 300 (ELECTRIC)
- BLADE RUNNER HELIQUAD 2.4
- EFLITE CARBON Z SPLENDOR
- FMS F3A OLYMPUS PNP1400MM (UNOPENED IN SHIPPING BOX)
- MEGATECH HORSE FLY HELICOPTER (VINTAGE, FULLY FUNCTIONAL)
- MULTIPLEX PARKMASTER NIB
- EFLITE BLADE 400 3D HELI
- EFLITE EXTRA 300 NIB
- BUCKER JUNGSMANN (VINTAGE) PILOT KIT
- DJI INSPIRE I -PROFESSIONAL SETUP
- EFLITE UMX RADIAN
- 12 PARK PARKFLIERS SMALL FOAM PLANES



| 20' 21 TCRC Club Class | | |
|------------------------|--------------------------|------------------------|
| # | Maneuver | |
| 1 | Takeoff | Upwind |
| 2 | Straight Flight Out | Upwind |
| 3 | Procedure Turn | Turnaround |
| 4 | Straight Flight Back | Downwind |
| 5 | Stall Turn without Rolls | Upwind |
| 6 | Immelmann Turn | Upwind |
| 7 | 45 Degree Upline | Upwind |
| 8 | Straight Inverted Flight | Downwind |
| 9 | Two Inside Loops | Upwind |
| 10 | Landing | Upwind |
| | | Total K-Factor: |

Cut and paste the link to your computer to see a description of each of the maneuvers .
<https://www.nsrca.us/index.php/archives-rules-and-sequences?task=document.viewdoc&id=654>

Fall Pattern Fun Fly event:

This years flying season had some great flying weather, so Alex S (Chief of the Club's Instructors) wants to get the students and pilots alike to refine their flying skills.

The TCRC Club Class Pattern fun fly event is scheduled for **Saturday October 2nd**, with a rain date of Sunday Oct 3rd.

This event, as suggested by Alex S will challenge and refine the pilots flying ability possibly scoring the maneuvers by fellow members.

Any of the clubs pilots that have progressed passed the "Student" stage know how to do these maneuvers

*Do you
**HAVE A
 FLIGHT
 PLAN ?***


anyway, its just a matter of flying them in sequence., or like *having a flight plan* , not just boring holes in the sky.

The key is flying straight and level and actually controlling the aircraft through the loops, inverted flight, and learning how to use the rudder and other basic maneuvers.

"I guarantee it will improve your flying skills."

Last years guys, all had a fun time and always ask to do it again. It's open to any TCRC club member Any reasonable type of airplane, that you feel comfortable flying is allowed.

Alex S, Bruce G.



During the last 2 and half months, the camera captured over 2,400 pictures. There is quite a bit of deer activity at night but no other wildlife was seen. Frank J waves to the camera, while Tony C is signaling that he is making a right hand turn. *No Just Kidding.*



FOR SALE

TCRC Haberdashery



Support your club....
Club Hats are available. They are \$15.00 each. E-mail Bruce at bgrankowski@optonline.net to get yours.

Limited Edition
TCRC Tee Shirts.
There are just a few left. \$10.00 each .
Blue with Yellow Logo



4 – small
5 -medium

If you have any items for sale, email a picture of your item and a description of what you have to sell to the newsletter editor at bgrankowski@optonline.net

Field mowing update: *by Frank J*

Besides Tony C. continuing to do an excellent job on maintaining the grass around the runway plus other areas, the rest of the field has been cut for the 3rd or 4th time, thanks to work of many. Armand, Bill P, Jack B., Gerry , Larry, Bruce G. John D. Tony P. and a few others.

The 72 inch mower had some mechanical problems and would not start. After a few days of testing, the consensus was a bad fuel pump. Once the pump was purchased and replaced the mower was ready for action.

There was also a failure of one of the caster wheels on the last day of cutting. We found the parts and reattached it.

Thanks for all the hard work. The field looks great.
By the Way, Rich McDonald usually maintains the quad area.

Academy Model of Aeronautics
Charter # 434



There was no one willing to share their stories about their mishaps for the month of August. But rumor has it that there were a few. ??? Even if the aircraft is fixable, it can count as a crash story, so come on the share your mistakes.



A Mustang awaiting its turn to fly at Pulda

Reminder: Club Meetings are the last Thursday of the month. Except November and December, those will be announced.

The next meeting will be on Sept 30th.

The Fly Paper

C/o Bruce Grankowski
E-mail: bgrankowski@optonline.net