

TRI COUNTY RC CLUB

THE FLY PAPER

Charter number 434, March 1968

www.tcrclnj.com

Save the Date: Upcoming Events

- **Spring Thaw Fun Fly** is scheduled for Saturday May 27th, with a rain date of Sunday May 28th.


- **A Teck Talk on BATTERIES and CHARGING** is scheduled for the **May 25th** meeting.



- There will be food at the meeting for those that RSVP. Text Bruce at 732-586-9779 and let him know if you will be there.

- **Mercer County R/C Club** is having a Fun fly on **Saturday May 20th**. All are invited to take part. Contact Irwin K. at 732-589-3638 for more information.

There is an **inter-club** competitive **Fun fly** being organized between TCRC and the Somerset R/C Flying Club with a date of **June 17th**. The flying will include specific events that will be used for scoring. It should be a fun challenge. Details on Page 3 and additional info will follow as we learn more.



- A late season Fun fly, called the **Summers Over fun fly** is scheduled for October 7th, with a rain date of October 8th.

**Next TCRC Meeting
will be Thursday
May 25,
7:00 PM
Monroe First Aid
Building.
47 Monmouth Rd.
Monroe Township 08831**

2023 OFFICERS:

President: **Shelly Bhumitra**
Bhumitra.shelly@gmail.com
631-747-8588

Vice President: **Alex Szemere**
tcrclnj@aol.com
732-816-1810

Secretary: **Bruce Grankowski**
732-586-9779
bgrankowski@optonline.net

Treasurer: **Jack Baum**
732-991-6240
jhbaum007@aol.com
15 Desmet Ave.
Milltown, NJ 08850

Trustee: **Mike DiGennaro**
732-207-9631
mdigennaro1@gmail.com

Newsletter Editor: Bruce Grankowski
732-586-9779
bgrankowski@optonline.net

**MEETINGS
START AT 7:00 PM**

Model of the Month (MOM)

There were three members showing off their new aircraft.

- Tony P described his recently finished SloPoke that he converted to electric power. Originally this balsa kit was designed to be flown with Nitro power.
- Jack's entry for MOM was a Edge 540 that is manufactured by Skywing. It has a 67" wingspan and is powered by 450 kv motor.
- Armand talked about his balsa model that he built to fly indoors. It was a very fragile looking plane and was a




labor of love to keep moving forward with the build. I believe he called it a "Stint" and flies it on two channels. It flies well and is a very forgiving aircraft.



The members voted for Armand's plane as **Model of the Month**.

Nice job by all. Armand will receive a gift card for his efforts.



Model of the Month Guidelines:

- If one member shows off their new creation it is considered a "Show and Tell".
- If **two or more** aircraft are shown and discussed at a meeting, then the members vote on who's is the best and then it becomes "**Model of the Month**" and a prize may be awarded.
- **Bring your plane, heli, quad, or what ever you fly, to the next meeting and share it with the group.**



Tri-County R/C club has been challenged by **Somerset R/C Club** to see who has the most skilled TOP GUN PILOTS. *We do*, of course!!!! But we need to PROVE IT.

TCRC is looking for all pilots to compete.
TCRC will have a practice day *for all those* that want to have fun. Below are list of events, and may also include a LIMBO event.
Contact Shelly if you want to compete. 631-747-8588



THE EVENTS MAY include

Giant Slalom – low time wins

Navigate the cones as described.

Time starts when plane starts to move.

Take off-do 1 loop and 1 roll in any sequence and land.

Time stops when plane touches down.

In place restarts by helper are OK, but pilot must be in the pilot box to continue.

Most Loops – most loops in 30 seconds wins

Take off and do as many loops as you can in 30 seconds.

Time starts when the plane starts to move.

Time stops after 30 seconds – loops must be complete to count.

Loops and Rolls – low time wins

Time starts when plane starts to move

Take off-do 3 inside loops, 3 outside loops and 3 rolls in any sequence and land.

Time stops when plane touches down.

Touch and Go Landings – most Touch and Go landings in 60 seconds wins

Time starts when plane starts to move

Take off – make a 360 degree turn and touch down in the box in the same direction (left-right) as takeoff, repeat as many times as possible in 60 seconds.

Time stops at 60 seconds

Time and Glide – high time wins

Time starts when plane starts to move.

15 second engine run – shut down, wait 5 seconds go to full throttle. Electrics must use a throttle cut feature and go to full throttle.

Time stops when plane touches down.

One do over allowed if engine cannot be shutdown.

Spot Landing – for time and glide landing. Closest to the cone.

THE SCORING

1. First place for an event will receive a 1, second place a 2, etc.

2. If there is a tie for an event, all pilots will receive the lower score.

3. Lowest overall score is the winner - If there is a tie in the final score, the spot landing will be the tie breaker

*The challenge will be on Saturday June 17th
at Somerset R/C field in Bridgewater*

Monthly interview with a TCRC member
Get to know your fellow r/c enthusiasts.

This months r/c pilot is **Bill Lesko**

By Bruce G.



Bill shows off his A4D Skyhawk jet plane for Model of the Month back in 2020

Mr. Lesko was born in Pennsylvania and moved to NJ when he was 3 years old. With his family settling in South River, then to New Brunswick. He now resides in Old Bridge and has two fantastic daughters, one lives with him and the other daughter lives close by. Bill was an Active Naval Reservists, until he retired after 29 active years. He was an “intermediate maintenance” machinists working on jet and reciprocating engines Mr. Lesko had been stationed in Lakehurst NJ for 18 years, then in Willow Grove for 11 years. Outside of the naval reserves, Bill’s full time career was as an industrial electrician. He has been an active TCRC member since about 2008.

BG: What other hobbies do you have?

Bill: I enjoy fresh water fly fishing, and enjoyed Skeet shooting as well as trap shooting in the past.

BG: How did you become involved in Model aviation?

Bill: Back when I was about 7-8 years old I got involved in U-Control flying. Both building balsa wood kits and the Cox airplane models. My uncle intrigues me with his glider planes and we would build them and fly them too. I still have a c/l profile P51 mustang , nitro powered hanging in my garage.

BG: Who has influenced you the most?

Bill. My uncle, who was about 20 years older then me introduced me to gliders, then we got into r/c and the rest is history. My godfather also loved airplanes and aviation and kept my interest peaked, but he was a Army tank mechanic during the WWII. (*go figure*)

BG: How has model aviation impacted you life or career?

Bill: Having always been interested in aviation, I visited Lakehurst Naval Air station. In one of the hangers that I walked into was a blimp. It seemed to go on and on inside this area. I was in awe and enlisted the same day. May 14, 1960 with the Naval Air Reserves.



I was partial to the A4D Skyhawk jet because they were part of the squadron that was on the USS WASP in which I did some active training.

BG: What disciplines of model do you currently participate in?

Bill: I primarily fly electric r/c planes and have been learning to fly EDF jets. Although it’s a little bit of a learning curve with the jets, because you have to come in faster than what I am used to.

I am also building a 58 inch scratch built GAFT Rig Sailboat. *Pictured on the right.*

BG: When do you do most of your flying.

Bill: Mostly fly on the weekdays that is when you can find me at the



BG: What other clubs do you belong to?

Bill: I belong to TCRC since about 2008 , and also belong the Mercer R/C

My Comments: Mr. Lesko is a fascinating person to talk to and is happy to share his informational stories with others. Thank you for sharing your family and Naval Reserve stories. And thanks for your service.

Crash of the Month for March !!!

Three pilots had flight issues over the past month, but not everyone wants to share their stories. However this month, Frank J shared his story so others might learn from his mistake.

According to Jones, while flying his heli and practicing a few maneuvers he forgot to give negative pitch control, and damaged his heli.

Frank was awarded free heli training with Mike D.



Did you ever want to learn how to fly a R/C helicopter, but were afraid to try?

Then this is your chance.

Chief of Aerial Shenanigans as he is sometimes referred to, Mike D. has taken the time to set up a "buddy box", dual transmitter system for helicopter training.

Contact Mike by phone, text (732-207-9631) or email mdigennaro1@gmail.com if you would like to learn how to get into this discipline of flying.



It Could have been BAD!!!!

Pre-Flight Safety Checklist: Just a reminder before taking to the sky.

Jack shared a story on his new Edge... In his haste to maiden his new aircraft, he hurriedly took to the sky and quickly realized the plane was flying terribly. He quickly called for Mike D. to help him attempt to safely land the plane, as he flew very uncontrollably all over the sky.

Jack did manage to get the plane safely on the ground, and found the problem. He never plugged in the ailerons servo. This could have ended in disaster for the new plane.

Bottom line: Check all your controls are operating in the correct manner before taking off before each and every flight.

TRAINING :

Pilots who may need a refresher, or new members with limited or no experience are welcome to request stick time.

Feel free to call or text **Alex S.** at [732-816-1810](tel:732-816-1810) to arrange dual flying time.

Jack Baum is also a training instructor for the club. He has the clubs Apprentice and has a Spektrum buddy box system assist those that need help.

Tony C. is also a Training instructor. Tony is usually at the field and always willing to help new pilots and give them their first training flight.



to

Road trip in NJ

Do you enjoy visiting aviation museums? Well then, here's one that's right in New Jersey that's located on the grounds of South Jersey Regional Airport at 68 Stacy Haines Rd. Lumberton NJ 609-267-4488.



Inside the large hanger is a great collection of many interesting and famous airplanes, jets, and experimental aircraft as well as replicas of planes. Give yourself at least a couple of hours to walk thru the museum. There are r/c model aircraft too as well as cutaway radial, and jet engines on display.

The best thing I liked was that many planes had ladders along side them where you could look into the cockpits and physically touch the controls.

There was an area where you could see the original uniforms of the soldiers and support teams of both U.S. military and other countries. On display were all type of hand guns as well as machine guns used by the soldiers.

Above is one of the Blue Angels displays including an original flight suit.

On the right is a T28 Trainer.

And below is a full size replica of the Wright Brother plane that is hanging from the ceiling.



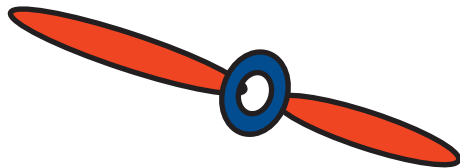
The staff at the exhibit are well versed on all the items in the museum and are happy to share their knowledge.

Display cases lined the walkways that directed you throughout the building. They included many interesting artifacts and models of planes as well as many donated items. There is even a readers/reference section with rows and rows of aviation books.

I recommend this as a great place to visit for an enjoyable learning experience.

Go check it out, it's a nice road trip for a day.

BG



Identify your Aircraft.

The AMA is reminding us to label each of your aircraft. At a minimum your AMA and FAA registration should be visible on the outside of your aircraft.

The last few times that I saw club members planes come down from the trees, after a few months, there was no identifying information to know whose aircraft it was. It may help you to get your aircraft back in the event of a flyaway.
BG

FYI : Your information is never given to anyone except club members.

Academy Model of Aeronautics
Charter # 434



FOR SALE

TCRC Haberdashery

Support your club... Club Hats are available. They are \$15.00 each. E-mail Bruce at bgrankowski@optonline.net to get yours.



Limited Edition TCRC Tee Shirts. There are just a few left. \$10.00 each. Blue with Yellow Logo

- 4 - small
- 4 -medium

Advertisement: If anyone is thinking about having some paving work done, give Larry Benson a call.

Cross County Paving Inc.
Lawrence Benson Owner
291 Freindship Rd.
Cranbury, NJ 08512

Driveways -Parking lots
Concrete—Sealcoating
Snow Removal
Paver Bricks

Office # 732-329-3025
Mobile# 732-543-4585
crosscountypaving@yahoo.com

The Fly Paper

C/o Bruce Grankowski
E-mail: bgrankowski@optonline.net