

TRI COUNTY RC CLUB

THE FLY PAPER

Charter number 434, March 1968

www.tcrcnj.com

Save the Date: Upcoming Events

There is an **inter-club Fun fly** being organized between TCRC and the Somerset R/C Flying Club with a date of **June 17th**. The flying will include specific events. It should be a fun challenge. Details on Page 6 and additional info will follow as we learn more. Shelly says ; Fun fly starts at 9:00 AM
RSVP to Mike D or Armand if you will attend.



- A late season Fun fly, called the **Summers Over fun fly** is scheduled for October 7th, with a rain date of October 8th.
- There is some talk about an upcoming Holiday Party for those that are interested. Contact Larry K if you are interested.
- There is also some thought about having a Pattern Fun Fly within the next few months, but no date has been picked yet.



At the last meeting the idea of putting up a Club sign to attract members was put on hold. My personal experience is to just wear a TCRC hat and be a walking advertisement for the club. It is a conversation starter for people that see the hat then ask about the club and the r/c hobby.

*The hats are a good quality and are only \$15 each.
Contact me if you would like one. Bruce G.*



**Next TCRC Meeting
will be Thursday
June 29,
7:00 PM
Monroe First Aid
Building.
47 Monmouth Rd.
Monroe Township 08831**

2023 OFFICERS:

President: **Shelly Bhumitra**
Bhumitra.shelly@gmail.com
631-747-8588

Vice President: **Alex Szemere**
tcrcy2k@aol.com
732-816-1810

Secretary: **Bruce Grankowski**
732-586-9779
bgrankowski68@gmail.com

Treasurer: **Jack Baum**
732-991-6240
jhbaum007@aol.com
15 Desmet Ave.
Milltown, NJ 08850

Trustee: **Mike DiGennaro**
732-207-9631
mdigennaro1@gmail.com

Newsletter Editor: Bruce Grankowski
732-586-9779
bgrankowski68@gmail.com

**MEETINGS
START AT 7:00 PM**

SOME MODELS FOR THE MONTH.



Mike D. explained his canard style SAB *Tor-tuga* aircraft. It's a fiberglass kit, and a **very** fast flyer. It launches with a hi Start type of device. The setting given in the kit are very critical and his flew perfect, with no adjustment or trim changes needed.



Larry K talked about his resurrected MK Thunderbird kit. Its powered by a Webra 40 Speed motor. Larry made some needed repairs to the tail and firewall. The kit is a winning design pattern plane from the 70's .



Anatoliy proudly described his swamp boat that he built. He printed the orange parts from a 3D printer. Its powered by an electric motor and can run on water or on snow.

Welcome to a New Member: **Cristian Gomez.**

He lives in North Brunswick and has been flying for about 3 years. Cristian brought along one of his foamboard creations that he enjoys flying. He also flies FPV and Multi-rotor aircraft.



Model of the Month Guidelines:

- If one member shows off their new creation it is considered a “**Show and Tell**”.
- If **two or more** aircraft are shown and discussed at a meeting, then the members vote on who's is the best and then it becomes “**Model of the Month**” and a prize may be awarded.
- **Bring your plane, heli, quad, or what ever you fly, to the next meeting and share it with the group.**


The May meeting was well attended with over 25 members. Did they come for the pizza? or the tech talk? or just to mingle with fellow r/c pilots? Well, maybe it was all of the above.



Good practices for Lipo Batteries (Lithium Phosphate) Tech Talk

Mike D had a great talk on the batteries that power a majority of our r/c aircraft.

- Cell voltage is always going to be the same. Between 3.8volts/cell is storage rate and 4.2 volts fully charged.
- The **C-rating** is how fast and efficiently the battery will discharge the voltage. Most of us on average will use 30 –40 C rated batteries.
- The *worst thing* you can do for the batteries, is to fly the plane until the battery is almost dead. Don't go below 3.8 volts/cell. If may not come back to life and the battery will degrade.
- Another no-no is don't charge the batteries well in advance. Try and charge them the day you are going to fly.
- If you don't use them, discharge them and bring them to **storage voltage** of 3.8 volts.
- Don't store them with a full or partial charge, why? It degrades the battery.
- Battery disposal, cut one wire at a time, put them in a bucket of salt water to discharge. Home Depot may recycle your batteries.
- Charging your batteries; buy the best charger that you can afford.
- Its better to power your charger at 24 volts. It will reduce the charging time.
- **Balance charge** your batteries. It will balance each of your battery cells. This is the best way to charge.
- There were so many good examples discussed and things you can do to get the best out of your batteries and **to do it safely.**
- Contact Mike if you have any question, or for more information that was bought up at the meeting. 732-207-9631



Other Meeting highlights> John Donnelly brought in a 50th Anniversary edition of the Pitts Special. The original came out in 1958. It was powered by a Cox .020 engine. There was one flaw John said. “ If you actually flew the plane, the gold color would come off the plane due to the glow fuel.”

On a side note, John D. attached a file to the TCRC website, under **Important forms.** It's a 4 page PDF file listing many general aviation airports that have a aviation museum on their property that you can taxi right up to. Its quite a nice list, if you like to visit aviation museums.



May 27th TCRC fun fly results! Streamer Cut & Limbo

Always Fun Events.

Well the weather was perfect, very little winds and a nice turnout of pilots for the “Spring Thaw Fun Fly”. The first event was the **Streamer Cut**. The tow plane for the streamer was piloted by Mike D. and he even had a backup streamer rigged so when the first one got cut, he was able to deploy a second one that kept the action going. It worked great. The event had 8 pilots in the air all trying to get a piece of the streamer. I believe that Jim Fitzpatrick, Brady French (pic 3) and myself all made cuts. Picture (4) shows my trusty Wildcat with about 30 feet of streamer wrapped around the motor. No damage but a dead stick landing.



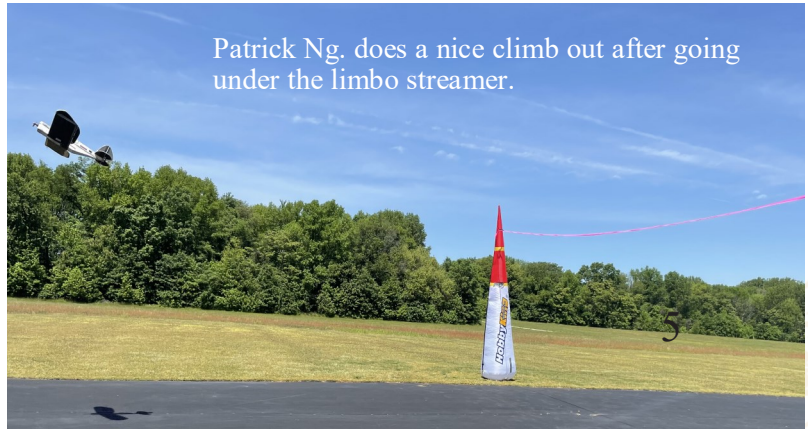
In between the events, Chef Gerry cooked up his famous **Dirty Water Dogs** for the pilots and guests. Once everyone had their fill, it was time for the second event.



The Limbo. Mike set up two battery powered, inflatable cones attached to two fiberglass poles and stretched a ribbon about 8 foot in the air across the runway. The object for the 12 pilots, was to take off, fly twice **under** the ribbon, **without** hitting the cones, and then land. Many of us, including myself managed to go under the Limbo ribbon then crashed into the inflated cone, (bad depth perception) causing the cone to tear and deflate. I believe that the cone was repaired with duct tape at least 4 times. Some aircraft sustained mini-



mal damage and it was a fun challenge. Thanks to Mike D. for putting the event together. And thanks to all the pilots that were there to test their skills.




Patrick Ng. does a nice climb out after going under the limbo streamer.



There was one special guest that come to have fun and complete too.

Picture 2 shows Mike giving an award to Stephen Baker (aka the *Touchdown Maker*) from the 1987-1992 NY Giants. Baker belonged to TCRC for a few years until he moved to south Jersey. He still flies fixed winged aircraft but really enjoys helis. He did compete in the Limbo contest and flew well.

BG.



Some pilots had to show off their skills and go under the Limbo inverted.



Replacement Shed Construction Project 101

Under the guidance of Frank J and Armand plans were drawn up a few months ago. It was time to replace the shed that houses the smaller mowers. An email went out for members to help out if they were available.



The first day about 8-9 guys joined in. On the second and third day it was down to 4-5 guys.

The physical construction went well, but the modifications and different ideas were endless and slowed things down a bit.

The

mower

shed is VERY well constructed and should last quite a few years. Many different ideas were discussed and all the people (including Franks wife Wanda) made it happen.

Thanks to all those that came to donate their time, suggestions, tools, and various supplies.



Photos by John D and Bruce G.

Tri-County R/C club will take part in a Fun fly challenge with the Somerset R/C Club.

Below are list of possible events, and may also include a LIMBO event. Please RSVP to Mike D, Armand or Shelly if you want to compete and so they can let the hosting club make the correct preparations.
I'm told the event will start at 9:00 AM



THE EVENTS MAY include

Giant Slalom – low time wins

Navigate the cones as described.

Time starts when plane starts to move.

Take off-do 1 loop and 1 roll in any sequence and land.

Time stops when plane touches down.

In place restarts by helper are OK, but pilot must be in the pilot box to continue.

Most Loops – most loops in 30 seconds wins

Take off and do as many loops as you can in 30 seconds.

Time starts when the plane starts to move.

Time stops after 30 seconds – loops must be complete to count.

Loops and Rolls – low time wins

Time starts when plane starts to move

Take off-do 3 inside loops, 3 outside loops and 3 rolls in any sequence and land.

Time stops when plane touches down.

Touch and Go Landings – most Touch and Go landings in 60 seconds wins

Time starts when plane starts to move

Take off – make a 360 degree turn and touch down in the box in the same direction (left-right) as takeoff, repeat as many times as possible in 60 seconds.

Time stops at 60 seconds

Time and Glide – high time wins

Time starts when plane starts to move.

15 second engine run – shut down, wait 5 seconds go to full throttle. Electrics must use a throttle cut feature and go to full throttle.

Time stops when plane touches down.

One do over allowed if engine cannot be shutdown.

Spot Landing – for time and glide landing. Closest to the cone.

*The Fun Fly will be on Saturday June 17th
at Somerset R/C field in Bridgewater*

Crash of the Month for May

There were two stories of woe for the month. Eric and his son explained about a crash they had, but it turned out the mishap was another field, so it did not count. But the story was still a good one.

Jack B. told his story where upon doing a Snap Roll his aileron servo mounting broke loose causing the plane to snap roll uncontrollably into the ground.

A good pre-flight inspection may have caught this prior to his flight. Look your aircraft over after each flight. Check the hinges, screws, motor mounting and all linkages.



Did you ever want to learn how to fly a R/C helicopter, but were afraid to try? Then this is your chance.

Chief of Aerial Shenanigans as he is sometimes referred to, Mike D. has taken the time to set up a "buddy box", dual transmitter system for helicopter training.

Contact Mike by phone, text (732-207-9631) or email mdigen-narol@gmail.com if you would like to learn how to get into this discipline of flying.



Jack introduced Mark Smith and his son Blake to some buddy-box flying at the May 27th Fun fly. They had a blast and are welcome back for another flight.



TRAINING :

Pilots who may need a refresher, or new members with limited no experience are welcome to request stick time.

Feel free to call or text **Alex S.** at [732-816-1810](tel:732-816-1810) to arrange dual flying time.

Jack Baum is also a training instructor for the club. He has the clubs Apprentice and has a Spektrum buddy box system to assist those that need help.

Tony C. is also a Training instructor. Tony is usually at the field and always willing to help new pilots and give them their first training flight.



or


Identify your Aircraft and your accessories.

The AMA is reminding us to label each of your aircraft. At a minimum your AMA and FAA registration should be visible on the outside of your aircraft.

After the last Fun fly I received a call that two airplanes and a small battery charger were left at the field. At the very least write your name on the outside of your aircraft and accessories.
BG



Submitted by John D.



FOR SALE

TCRC Haberdashery



Limited Edition TCRC Tee Shirts. There are just a few left. \$10.00 each. Blue with Yellow Logo

4 – small
4 –medium

Support your club.... Club Hats are available. They are \$15.00 each. E-mail Bruce at bgrankowski68@gmail.com to get yours. Or give me a call at 732-586-9779



Here are two planes that someone brought to the May meeting for sale.

FYI : Your information is never given to anyone except club members.

Academy Model of Aeronautics
Charter # 434



The Fly Paper

C/o Bruce Grankowski
E-mail: bgrankowski@optonline.net